



अमृत महा आवास अभियान २०२२-२३

दैनिक प्रगती अहवाल : २८.०४.२०२३

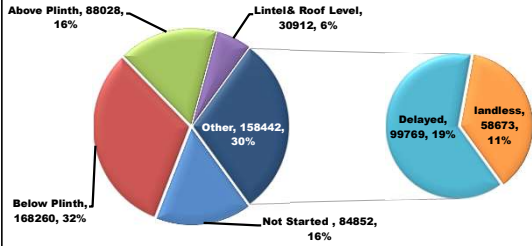
प्रधानमंत्री आवास योजना ग्रामीण – मंजूरी, पूर्ण घरकुले, हप्ते वितरण, भूमिहीन, आर्थिकदृष्ट्या अपुर्ण
राज्य पुरस्कृत ग्रामीण आवास योजना – मंजूरी, पूर्ण घरकुले, हप्ते वितरण, आर्थिकदृष्ट्या अपुर्ण

योजना	एकूण मंजूरी	दैनिक मंजूरी	एकूण पूर्ण	दैनिक पूर्ण घरकुले	दैनिक पहिला हप्ता वितरित	दैनिक दुसरा हप्ता वितरित	दैनिक तिसरा हप्ता वितरित
प्रधानमंत्री आवास योजना ग्रामीण	१४१०४८८	१६	१०३८८७५	२५२	७०५	२७६९	३४२१
राज्य योजना	५५७२८८	४७५	४०३७४३	१६२	१३५	१४१	९२
एकूण	१९६७७७६	४९१	१४४२६१८	४१४	८४०	२९१०	३५१३

PMAY-G Completion Progress Bar

73.7%

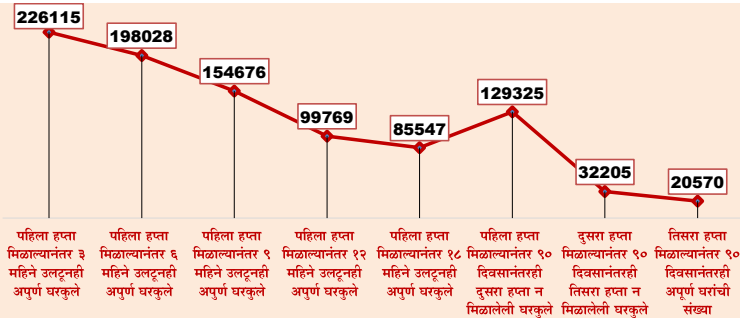
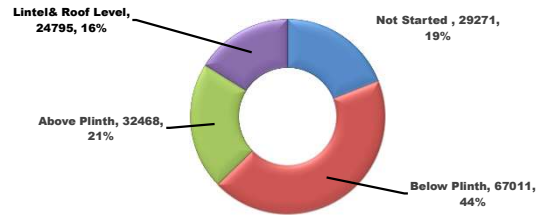
PMAY-G: Incomplete Houses bifurcation



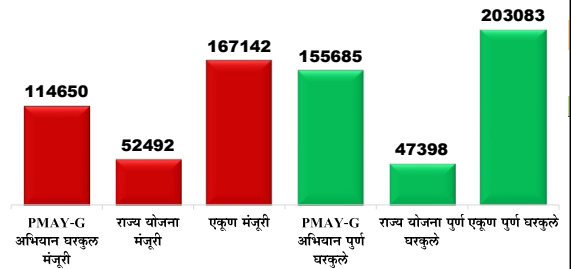
State Schemes Progress Bar

72.4%

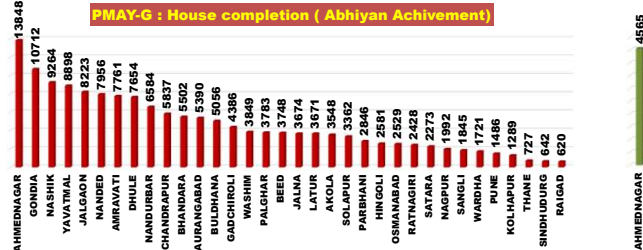
State Schemes: Incomplete Houses bifurcation



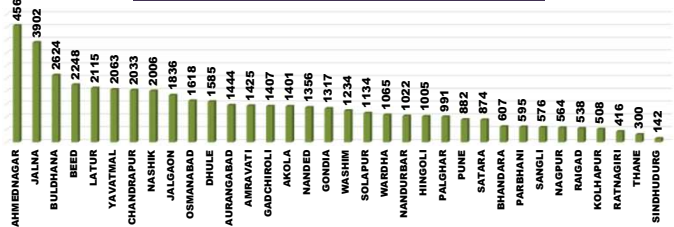
Abhiyan Achievement Day 159



PMAY-G : House completion (Abhiyan Achievement)



State Schemes : House completion (Abhiyan Achievement)

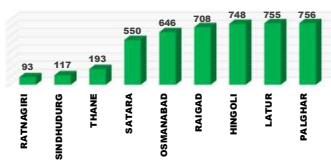


राज्य व्यवस्थापन कक्ष- ग्रामीण गृहनिर्माण

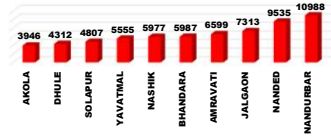
४ था मजला, दक्षिण कक्ष, सिडको भवन, सीबीडी बेलापूर, नवी मुंबई - ४०० ६१४.

Top and Bottom Ten Districts

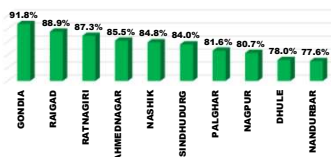
PMAY-G Delayed Houses TOP 10 Dist.



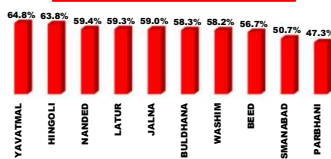
PMAY-G Delayed Houses Bottom 10 Dist.



PMAY-G Completion TOP 10 Dist.



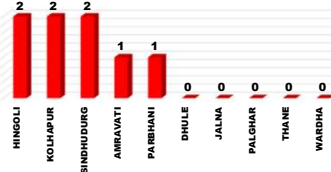
PMAY-G Completion Bottom 10 Dist.



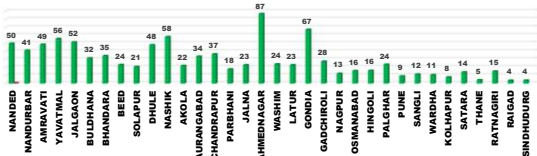
PMAY-G Daily Completion Top 10 Dist.



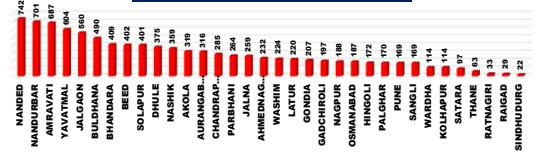
PMAY-G Daily Completion Bottom 10 Dist.



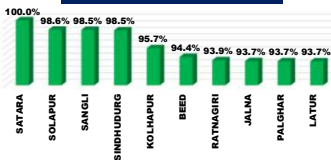
PMAY-G : Current Pace of Completion Per Day (Abhiyan)



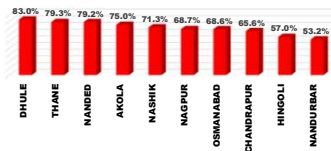
PMAY-G Required Pace of Completion Per Day



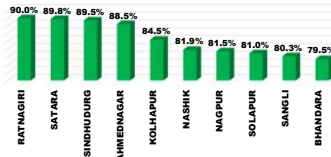
State Schemes Sanction TOP 10 Dist.



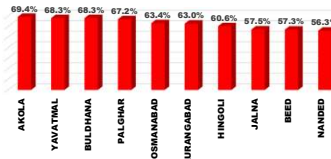
State Schemes Sanction Bottom 10 Dist.



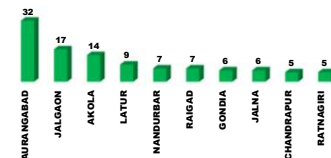
State Schemes Completion TOP 10 Dist.



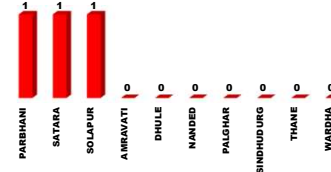
State Schemes Completion Bottom 10 Dist.



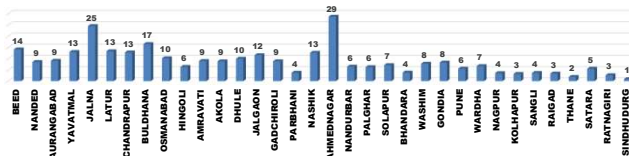
State Schemes Daily Completion Top 10 Dist.



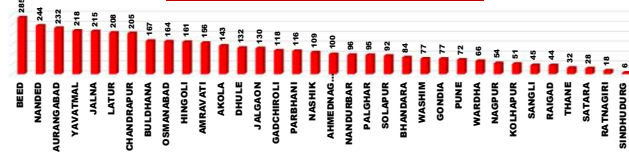
State Schemes Daily Completion Bottom 10 Dist.



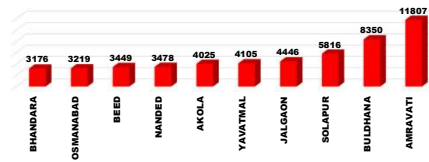
State Schemes : Current Pace of Completion Per Day (Abhiyan)



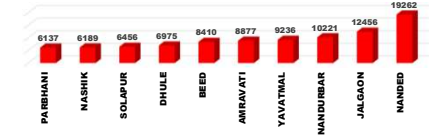
State Schemes Required Pace of Completion Per Day



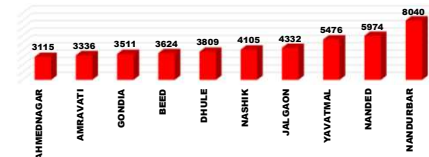
PMAY-G Remaining 1st Installments Bottom 10 Dist.



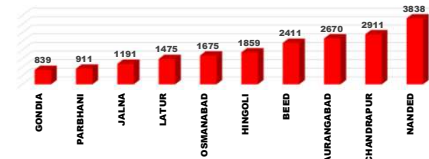
PMAY-G Remaining 2nd Installments Bottom 10 Dist.



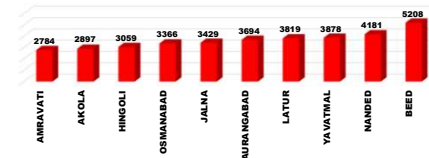
PMAY-G Remaining 3rd Installments Bottom 10 Dist.



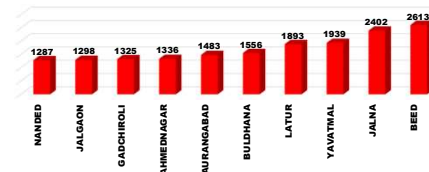
State Schemes Remaining 1st Installments Bottom 10 Dist.



State Schemes Remaining 2nd Installments Bottom 10 Dist.



State Schemes Remaining 3rd Installments Bottom 10 Dist.



प्रधानमंत्री आवास योजना ग्रामीण - मंजूरी (PWL+Awaas Plus)

Sr. No.	Division	Target (PWL+Awaas Plus)	27.04.2023	28.04.2023	Daily_Achievement	Remaining
1	PUNE DIV.	124662	123803	123805	7	857
2	AMRAVATI DIV.	275020	274579	274578	3	442
3	NASHIK DIV.	414810	413740	413725	2	1085
4	KONKAN DIV.	69813	69636	69637	2	176
5	AURANGABAD DIV.	238004	237291	237291	1	713
6	NAGPUR DIV.	292058	291460	291452	1	606
Total		1414367	1410509	1410488	16	3879

Sr. No.	District	Target (PWL+Awaas Plus)	27.04.2023	28.04.2023	Daily_Achievement	Remaining
1	SOLAPUR	49207	48502	48509	7	698
2	NASHIK	89730	89685	89687	2	43
3	AMRAVATI	95714	95484	95485	1	229
4	GONDIA	96493	96145	96146	1	347
5	PARBHANI	19088	19060	19061	1	27
6	RATNAGIRI	9892	9885	9886	1	6
7	THANE	9605	9599	9600	1	5
8	WASHIM	20394	20358	20359	1	35
9	YAVATMAL	65355	65243	65244	1	111
10	AHMEDNAGAR	60792	60757	60757	0	35
11	AKOLA	48792	48778	48778	0	14
12	BEED	35310	35253	35253	0	57
13	BHANDARA	65071	65050	65050	0	21
14	DHULE	64989	64917	64917	0	72
15	GADCHIROLI	31702	31622	31622	0	80
16	HINGOLI	18109	18083	18083	0	26
17	JALNA	24039	24029	24029	0	10
18	KOLHAPUR	17680	17680	17680	0	0
19	LATUR	20679	20486	20486	0	193
20	NANDED	69533	69460	69460	0	73
21	NANDURBAR	119564	118959	118959	0	605
22	OSMANABAD	14506	14408	14408	0	98
23	PALGHAR	35344	35188	35188	0	156
24	PUNE	20543	20528	20528	0	15
25	SATARA	15347	15347	15347	0	0
26	SINDHUDURG	5142	5142	5142	0	0
27	WARDHA	18633	18605	18605	0	28
28	AURANGABAD	36740	36512	36511	-1	229
29	RAIGAD	9830	9822	9821	-1	9
30	CHANDRAPUR	43122	43009	43007	-2	115
31	BULDHANA	44765	44716	44712	-4	53
32	SANGLI	21885	21746	21741	-5	144
33	NAGPUR	37037	37029	37022	-7	15
34	JALGAON	79735	79422	79405	-17	330
Total		1414367	1410509	1410488	16	3879

Remaining Sanction RANK

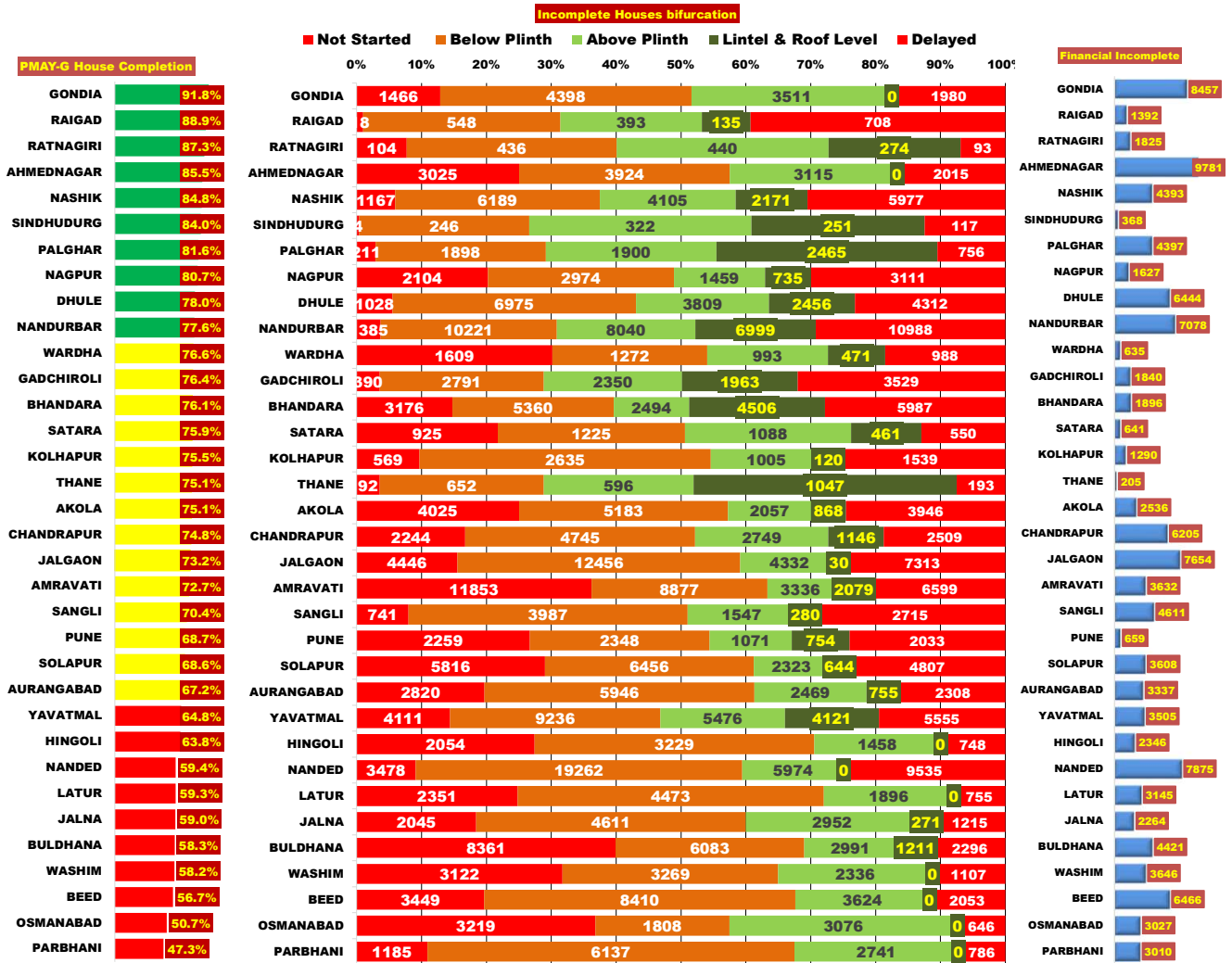
KOLHAPUR	0
SATARA	0
SINDHUDURG	0
THANE	5
RATNAGIRI	6
RAIGAD	9
JALNA	10
AKOLA	14
NAGPUR	15
PUNE	15
BHANDARA	21
HINGOLI	26
PARBHANI	27
WARDHA	28
AHMEDNAGAR	35
WASHIM	35
NASHIK	43
BULDHANA	53
BEED	57
DHULE	72
NANDED	73
GADCHIROLI	80
OSMANABAD	98
YAVATMAL	111
CHANDRAPUR	115
SANGLI	144
PALGHAR	156
LATUR	193
AMRAVATI	229
AURANGABAD	229
JALGAON	330
GONDIA	347
NANDURBAR	605
SOLAPUR	698

प्रधानमंत्री आवास योजना - ग्रामीण : भूमिहीन लाभार्थी अहवाल

Sr. No.	District	Google Sheet Report			AwaasSoft Report			
		Total Landless	Provided land	Remaining	Landless beneficiaries tagged in AwaasSoft	Landless beneficiaries provided land	Remaining Landless	Remaining Tag (provided land)
1	DHULE	18	18	0	18	18	0	0
2	GADCHIROLI	8	8	0	8	8	0	0
3	NANDURBAR	0	0	0	0	0	0	0
4	PALGHAR	11	11	0	11	11	0	0
5	RAIGAD	6	6	0	6	6	0	0
6	RATNAGIRI	23	23	0	23	23	0	0
7	SINDHUDURG	420	420	0	420	420	0	0
8	KOLHAPUR	257	257	0	257	227	30	30
9	THANE	127	74	53	127	45	82	29
10	NANDED	362	277	85	362	242	120	35
11	BEED	212	101	111	212	72	140	29
12	SANGLI	431	143	288	428	141	287	2
13	PARBHANI	332	15	317	331	13	318	2
14	SATARA	1309	598	711	1304	630	674	-32
15	NASHIK	1824	1475	349	1803	1001	802	474
16	HINGOLI	1713	787	926	1713	466	1247	321
17	JALNA	1413	165	1248	1381	85	1296	80
18	CHANDRAPUR	2791	1463	1328	2769	1323	1446	140
19	WARDHA	2819	1284	1535	2803	1245	1558	39
20	NAGPUR	5134	3397	1737	5038	3422	1616	-25
21	GONDIA	2450	2450	0	2450	765	1685	1685
22	PUNE	2925	992	1933	2924	885	2039	107
23	LATUR	2299	142	2157	2299	203	2096	-61
24	OSMANABAD	2470	104	2366	2470	56	2414	48
25	YAVATMAL	3437	1119	2318	3612	1181	2431	-62
26	BHANDARA	5825	3230	2595	5782	3233	2549	-3
27	WASHIM	3477	865	2612	3443	850	2593	15
28	JALGAON	22872	21026	1846	22945	20240	2705	786
29	AURANGABAD	3328	1779	1549	3290	288	3002	1491
30	AKOLA	7074	3842	3232	7074	3844	3230	-2
31	AHMEDNAGAR	7762	4828	2934	7759	3795	3964	1033
32	SOLAPUR	7960	2595	5365	7275	1370	5905	1225
33	BULDHANA	15085	8586	6499	15228	7097	8131	1489
34	AMRAVATI	21560	11238	10322	21559	11333	10226	-95
	Total	127734	73318	54416	127124	64538	62586	9060

प्रधानमंत्री आवास योजना ग्रामीण - पूर्ण घरकूले

Sr. No.	Division	Sanction	27.04.2023	28.04.2023	Daily Achievement	Remaining	Avg. Completed Per Day From 20.11.22 to Today	To be Completed in Per Day till 05.06.23
1	NAGPUR DIV.	291452	238202	238278	76	53174	190	1399
2	AURANGABAD DIV.	237291	139899	139956	57	97335	204	2561
3	NASHIK DIV.	413725	329033	329087	54	84638	287	2227
4	AMRAVATI DIV.	274578	186233	186269	36	88309	183	2324
5	PUNE DIV.	123805	87657	87677	20	36128	64	951
6	KONKAN DIV.	69637	57599	57608	9	12029	52	317
Total		1410488	1038623	1038875	252	371613	979	9779



प्रधानमंत्री आवास योजना ग्रामीण - पूर्ण घरकूले

Sr. No.	District	Sanction	27.04.2023	28.04.2023	Daily Achievement	Remaining	Aug. Completed Per Day From 20.11.22 to Today	To be Completed in Per Day till 05.06.23
1	NANDURBAR	118959	92283	92314	31	26645	41	701
2	AURANGABAD	36511	24494	24522	28	11989	34	316
3	BHANDARA	65050	49489	49514	25	15536	35	409
4	GONDIA	96146	88271	88290	19	7856	67	207
5	YAVATMAL	65244	42288	42306	18	22938	56	604
6	CHANDRAPUR	43007	32163	32176	13	10831	37	285
7	JALGAON	79405	58128	58141	13	21264	52	560
8	GADCHIROLI	31622	24143	24153	10	7469	28	197
9	NANDED	69460	41256	41266	10	28194	50	742
10	NAGPUR	37022	29876	29885	9	7137	13	188
11	AKOLA	48778	36637	36645	8	12133	22	319
12	BEED	35253	19969	19976	7	15277	24	402
13	AHMEDNAGAR	60757	51922	51928	6	8829	87	232
14	BULDHANA	44712	26071	26077	6	18635	32	490
15	LATUR	20486	12139	12145	6	8341	23	220
16	SATARA	15347	11643	11648	5	3699	14	97
17	SOLAPUR	48509	33265	33270	5	15239	21	401
18	NASHIK	89687	76051	76055	4	13632	58	359
19	PUNE	20528	14092	14096	4	6432	9	169
20	RATNAGIRI	9886	8628	8632	4	1254	15	33
21	SANGLI	21741	15308	15312	4	6429	12	169
22	OSMANABAD	14408	7306	7309	3	7099	16	187
23	RAIGAD	9821	8727	8730	3	1091	4	29
24	WASHIM	20359	11852	11855	3	8504	24	224
25	HINGOLI	18083	11537	11539	2	6544	16	172
26	KOLHAPUR	17680	13349	13351	2	4329	8	114
27	SINDHUDURG	5142	4317	4319	2	823	4	22
28	AMRAVATI	95485	69385	69386	1	26099	49	687
29	PARBHANI	19061	9018	9019	1	10042	18	264
30	DHULE	64917	50649	50649	0	14268	48	375
31	JALNA	24029	14180	14180	0	9849	23	259
32	PALGHAR	35188	28714	28714	0	6474	24	170
33	THANE	9600	7213	7213	0	2387	5	63
34	WARDHA	18605	14260	14260	0	4345	11	114
Total		1410488	1038623	1038875	252	371613	979	9779

राज्यपुरस्कृत आवास योजना ग्रामीण - मंजूरी

Sr. No.	Division	Target	27.04.2023	28.04.2023	Daily_Achievement	Remaining
1	AURANGABAD DIV.	200269	165943	166144	202	34125
2	NAGPUR DIV.	118430	92308	92500	192	25930
3	AMRAVATI DIV.	109705	93826	93896	70	15809
4	KONKAN DIV.	34744	31153	31162	9	3582
5	PUNE DIV.	65859	62999	63000	1	2859
6	NASHIK DIV.	141552	110585	110586	1	30966
Total		670559	556814	557288	475	113271

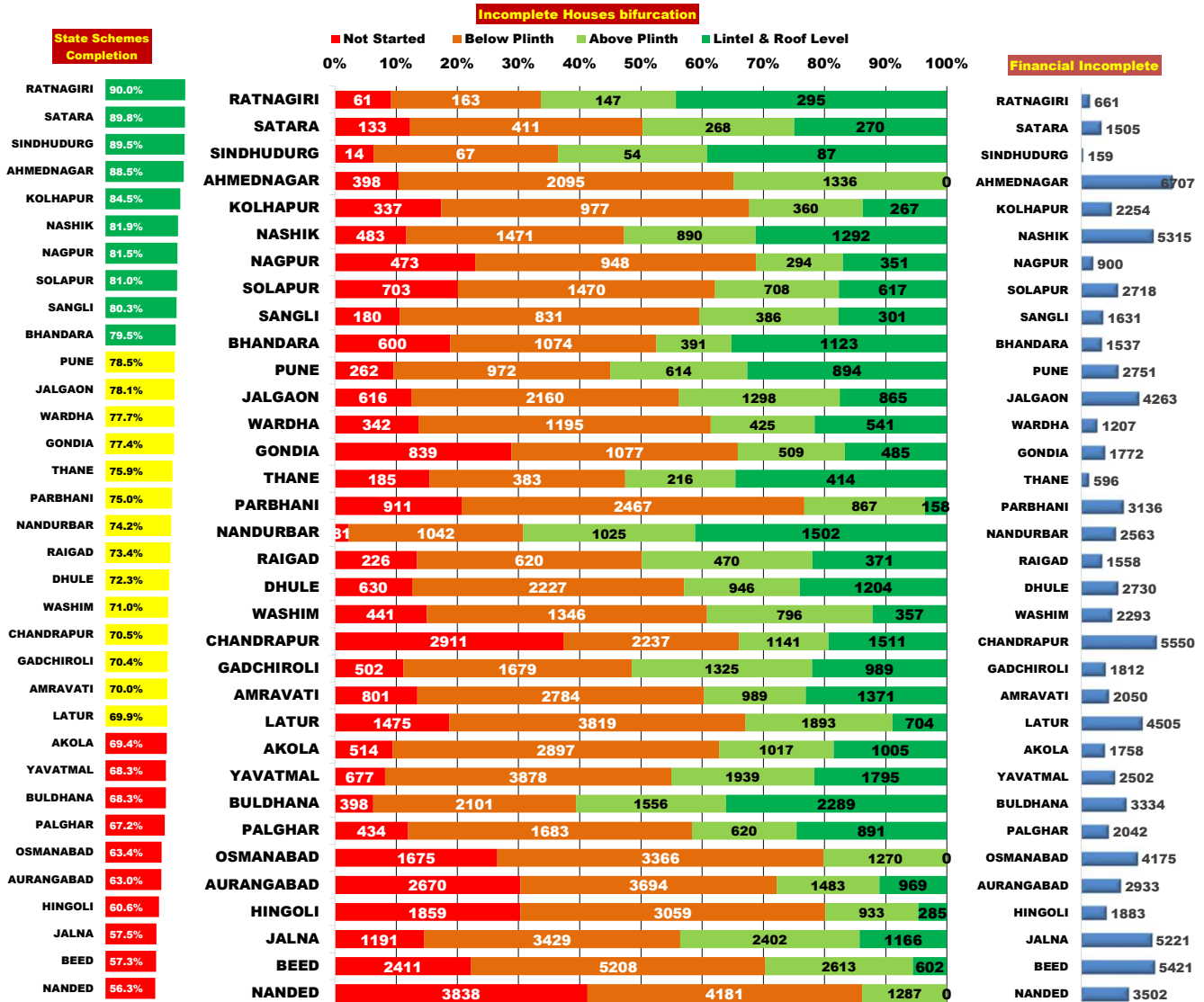
Sr. No.	District	Target	27.04.2023	28.04.2023	Daily_Achievement	Remaining
1	CHANDRAPUR	40285	26304	26438	134	13847
2	NANDED	26760	21126	21203	77	5557
3	BEED	26878	25293	25365	72	1513
4	YAVATMAL	29681	26107	26150	43	3531
5	GONDIA	14261	12837	12877	40	1384
6	JALNA	20551	19228	19259	31	1292
7	AMRAVATI	23224	19816	19831	15	3393
8	PARBHANI	19784	17634	17646	12	2138
9	LATUR	28004	26226	26236	10	1768
10	RAIGAD	7418	6336	6345	9	1073
11	BHANDARA	17612	15558	15566	8	2046
12	BULDHANA	21616	19987	19994	7	1622
13	GADCHIROLI	16834	15206	15211	5	1623
14	WARDHA	13147	11218	11222	4	1925
15	AKOLA	23681	17765	17768	3	5913
16	WASHIM	11503	10151	10153	2	1350
17	NAGPUR	16291	11185	11186	1	5105
18	NASHIK	32035	22853	22854	1	9181
19	SATARA	10647	10646	10647	1	0
20	AHMEDNAGAR	35298	32974	32974	0	2324
21	DHULE	21790	18081	18081	0	3709
22	HINGOLI	27298	15563	15563	0	11735
23	JALGAON	25851	22540	22540	0	3311
24	KOLHAPUR	13090	12528	12528	0	562
25	NANDURBAR	26578	14137	14137	0	12441
26	OSMANABAD	24853	17039	17039	0	7814
27	PALGHAR	11792	11049	11049	0	743
28	PUNE	14672	12773	12773	0	1899
29	RATNAGIRI	7129	6691	6691	0	438
30	SANGLI	8732	8604	8604	0	128
31	SINDHUDURG	2141	2108	2108	0	33
32	SOLAPUR	18718	18448	18448	0	270
33	THANE	6264	4969	4969	0	1295
34	AURANGABAD	26141	23834	23833	-1	2308
Total		670559	556814	557288	475	113271

Remaining Sanction RANK

SATARA	0
SINDHUDURG	33
SANGLI	128
SOLAPUR	270
RATNAGIRI	438
KOLHAPUR	562
PALGHAR	743
RAIGAD	1073
JALNA	1292
THANE	1295
WASHIM	1350
GONDIA	1384
BEED	1513
BULDHANA	1622
GADCHIROLI	1623
LATUR	1768
PUNE	1899
WARDHA	1925
BHANDARA	2046
PARBHANI	2138
AURANGABAD	2308
AHMEDNAGAR	2324
JALGAON	3311
AMRAVATI	3393
YAVATMAL	3531
DHULE	3709
NAGPUR	5105
NANDED	5557
AKOLA	5913
OSMANABAD	7814
NASHIK	9181
HINGOLI	11735
NANDURBAR	12441
CHANDRAPUR	13847

राज्यपुरस्कृत आवास योजना ग्रामीण - पूर्ण घरकूले

Sr. No.	Division	Sanction	27.04.2023	28.04.2023	Daily_Achievement	Remaining	Avg. Completed Per Day From 20.11.22 to Today	To be Completed in Per Day till 05.06.23
1	AURANGABAD DIV.	166144	104330	104389	59	61755	90	1625
2	NASHIK DIV.	110586	89040	89071	31	21515	69	566
3	AMRAVATI DIV.	93896	64917	64945	28	28951	55	762
4	NAGPUR DIV.	92500	69518	69538	20	22962	44	604
5	KONKAN DIV.	31162	23749	23761	12	7401	15	195
6	PUNE DIV.	63000	52027	52039	12	10961	25	288
Total		557288	403581	403743	162	153545	298	4041



राज्यपुरस्कृत आवास योजना ग्रामीण - पूर्ण घरकूले

Sr. No.	District	Sanction	27.04.2023	28.04.2023	Daily Achievement	Remaining	Avg. Completed Per Day From 20.11.22 to Today	To be Completed in Per Day till 05.06.23
1	AURANGABAD	23833	14985	15017	32	8816	9	232
2	JALGAON	22540	17584	17601	17	4939	12	130
3	AKOLA	17768	12321	12335	14	5433	9	143
4	LATUR	26236	18336	18345	9	7891	13	208
5	NANDURBAR	14137	10480	10487	7	3650	6	96
6	RAIGAD	6345	4651	4658	7	1687	3	44
7	GONDIA	12877	9961	9967	6	2910	8	77
8	JALNA	19259	11065	11071	6	8188	25	215
9	CHANDRAPUR	26438	18633	18638	5	7800	13	205
10	RATNAGIRI	6691	6020	6025	5	666	3	18
11	SANGLI	8604	6901	6906	5	1698	4	45
12	WASHIM	10153	7208	7213	5	2940	8	77
13	YAVATMAL	26150	17856	17861	5	8289	13	218
14	AHMEDNAGAR	32974	29187	29191	4	3783	29	100
15	BEED	25365	14527	14531	4	10834	14	285
16	BHANDARA	15566	12374	12378	4	3188	4	84
17	BULDHANA	19994	13646	13650	4	6344	17	167
18	GADCHIROLI	15211	10712	10716	4	4495	9	118
19	HINGOLI	15563	9423	9427	4	6136	6	161
20	KOLHAPUR	12528	10584	10587	3	1941	3	51
21	NASHIK	22854	18715	18718	3	4136	13	109
22	OSMANABAD	17039	10807	10810	3	6229	10	164
23	PUNE	12773	10029	10031	2	2742	6	72
24	NAGPUR	11186	9119	9120	1	2066	4	54
25	PARBHANI	17646	13242	13243	1	4403	4	116
26	SATARA	10647	9564	9565	1	1082	5	28
27	SOLAPUR	18448	14949	14950	1	3498	7	92
28	AMRAVATI	19831	13886	13886	0	5945	9	156
29	DHULE	18081	13074	13074	0	5007	10	132
30	NANDED	21203	11945	11945	0	9258	9	244
31	PALGHAR	11049	7421	7421	0	3628	6	95
32	SINDHUDURG	2108	1886	1886	0	222	1	6
33	THANE	4969	3771	3771	0	1198	2	32
34	WARDHA	11222	8719	8719	0	2503	7	66
Total		557288	403581	403743	162	153545	298	4041

प्रधानमंत्री आवास योजना ग्रामीण - हप्ते वितरण

Sr. No.	Division	1st Installment (Daily Achivement)	1st Installment Remaining	2nd Installment (Daily Achivement)	2nd Installment Remaining	3rd Installment (Daily Achivement)	3rd Installment Remaining
1	AMRAVATI DIV.	280	31406	701	32648	774	16196
2	NAGPUR DIV.	112	10776	615	21540	913	13556
3	AURANGABAD DIV.	122	20570	656	53876	609	24190
4	NASHIK DIV.	122	11051	532	39765	620	23401
5	PUNE DIV.	60	10184	162	16651	198	7034
6	KONKAN DIV.	9	426	103	3780	307	3651
Total		705	84413	2769	168260	3421	88028

PMAY-G 1st Ins Pending

SINDHUDURG	4
RAIGAD	15
THANE	92
RATNAGIRI	104
PALGHAR	211
GADCHIROLI	365
KOLHAPUR	569
SANGLI	615
SATARA	925
DHULE	1028
NASHIK	1167
PARBHANI	1185
NANDURBAR	1385
GONDIA	1466
WARDHA	1609
NAGPUR	1969
JALNA	2015
HINGOLI	2054
CHANDRAPUR	2191
PUNE	2259
LATUR	2351
AURANGABAD	2819
AHMEDNAGAR	3025
WASHIM	3119
BHANDARA	3176
OSMANABAD	3219
BEED	3449
NANDED	3478
AKOLA	4025
YAVATMAL	4105
JALGAON	4446
SOLAPUR	5816
BULDHANA	8350
AMRAVATI	11807

PMAY-G 2nd Ins Pending

SINDHUDURG	246
RATNAGIRI	436
RAIGAD	548
THANE	652
SATARA	1225
WARDHA	1272
OSMANABAD	1808
PALGHAR	1898
PUNE	2348
KOLHAPUR	2635
GADCHIROLI	2791
NAGPUR	2974
HINGOLI	3229
WASHIM	3269
AHMEDNAGAR	3924
SANGLI	3987
GONDIA	4398
LATUR	4473
JALNA	4611
CHANDRAPUR	4745
AKOLA	5183
BHANDARA	5360
AURANGABAD	5946
BULDHANA	6083
PARBHANI	6137
NASHIK	6189
SOLAPUR	6456
DHULE	6975
BEED	8410
AMRAVATI	8877
YAVATMAL	9236
NANDURBAR	10221
JALGAON	12456
NANDED	19262

PMAY-G 3rd Ins Pending

SINDHUDURG	322
RAIGAD	393
RATNAGIRI	440
THANE	596
WARDHA	993
KOLHAPUR	1005
PUNE	1071
SATARA	1088
HINGOLI	1458
NAGPUR	1459
SANGLI	1547
LATUR	1896
PALGHAR	1900
AKOLA	2057
SOLAPUR	2323
WASHIM	2336
GADCHIROLI	2350
AURANGABAD	2469
BHANDARA	2494
PARBHANI	2741
CHANDRAPUR	2749
JALNA	2952
BULDHANA	2991
OSMANABAD	3076
AHMEDNAGAR	3115
AMRAVATI	3336
GONDIA	3511
BEED	3624
DHULE	3809
NASHIK	4105
JALGAON	4332
YAVATMAL	5476
NANDED	5974
NANDURBAR	8040

प्रधानमंत्री आवास योजना ग्रामीण - हप्ते वितरण

Sr. No.	District	1st Installment (Daily Achivement)	1st Installment Remaining	2nd Installment (Daily Achivement)	2nd Installment Remaining	3rd Installment (Daily Achivement)	3rd Installment Remaining
1	YAVATMAL	100	4105	283	9236	238	5476
2	GONDIA	23	1466	187	4398	277	3511
3	JALGAON	35	4446	240	12456	184	4332
4	CHANDRAPUR	37	2191	148	4745	230	2749
5	NANDED	36	3478	196	19262	160	5974
6	BULDHANA	54	8350	168	6083	167	2991
7	WASHIM	64	3119	108	3269	176	2336
8	BHANDARA	18	3176	132	5360	166	2494
9	AURANGABAD	22	2819	137	5946	148	2469
10	NANDURBAR	25	1385	123	10221	133	8040
11	BEED	15	3449	121	8410	105	3624
12	AHMEDNAGAR	16	3025	71	3924	143	3115
13	AMRAVATI	48	11807	75	8877	90	3336
14	GADCHIROLI	15	365	90	2791	105	2350
15	PALGHAR	0	211	57	1898	149	1900
16	AKOLA	14	4025	67	5183	103	2057
17	NASHIK	14	1167	70	6189	82	4105
18	PARBHANI	3	1185	94	6137	61	2741
19	DHULE	32	1028	28	6975	78	3809
20	SATARA	13	925	38	1225	80	1088
21	THANE	8	92	24	652	85	596
22	SANGLI	9	615	56	3987	49	1547
23	NAGPUR	9	1969	28	2974	72	1459
24	WARDHA	10	1609	30	1272	63	993
25	JALNA	4	2015	36	4611	56	2952
26	HINGOLI	15	2054	36	3229	31	1458
27	LATUR	14	2351	30	4473	26	1896
28	SOLAPUR	7	5816	34	6456	29	2323
29	PUNE	19	2259	14	2348	31	1071
30	RATNAGIRI	1	104	14	436	38	440
31	KOLHAPUR	12	569	20	2635	9	1005
32	OSMANABAD	13	3219	6	1808	22	3076
33	SINDHUDURG	0	4	3	246	27	322
34	RAIGAD	0	15	5	548	8	393
	Total	705	84413	2769	168260	3421	88028

राज्यपुरस्कृत आवास योजना ग्रामीण - हप्ते वितरण

Sr. No.	Division	1st Installment (Daily Achivement)	1st Installment Remaining	2nd Installment (Daily Achivement)	2nd Installment Remaining	3rd Installment (Daily Achivement)	3rd Installment Remaining
1	AMRAVATI DIV.	44	2831	15	13006	41	6297
2	AURANGABAD DIV.	6	16030	81	29223	4	12748
3	NAGPUR DIV.	28	5667	31	8210	23	4085
4	KONKAN DIV.	49	920	7	2916	9	1507
5	NASHIK DIV.	5	2208	7	8995	15	5495
6	PUNE DIV.	3	1615	0	4661	0	2336
Total		135	29271	141	67011	92	32468

State Schemes 1st Ins Pending

SINDHUDURG	14
RATNAGIRI	61
NANDURBAR	81
SATARA	133
SANGLI	180
THANE	185
RAIGAD	226
PUNE	262
KOLHAPUR	337
WARDHA	342
AHMEDNAGAR	398
BULDHANA	398
PALGHAR	434
WASHIM	441
NAGPUR	473
NASHIK	483
GADCHIROLI	502
AKOLA	514
BHANDARA	600
JALGAON	616
DHULE	630
YAVATMAL	677
SOLAPUR	703
AMRAVATI	801
GONDIA	839
PARBHANI	911
JALNA	1191
LATUR	1475
OSMANABAD	1675
HINGOLI	1859
BEED	2411
AURANGABAD	2670
CHANDRAPUR	2911
NANDED	3838

State Schemes 2nd Ins Pending

SINDHUDURG	67
RATNAGIRI	163
THANE	383
SATARA	411
RAIGAD	620
SANGLI	831
NAGPUR	948
PUNE	972
KOLHAPUR	977
NANDURBAR	1042
BHANDARA	1074
GONDIA	1077
WARDHA	1195
WASHIM	1346
SOLAPUR	1470
NASHIK	1471
GADCHIROLI	1679
PALGHAR	1683
AHMEDNAGAR	2095
BULDHANA	2101
JALGAON	2160
DHULE	2227
CHANDRAPUR	2237
PARBHANI	2467
AMRAVATI	2784
AKOLA	2897
HINGOLI	3059
OSMANABAD	3366
JALNA	3429
AURANGABAD	3694
LATUR	3819
YAVATMAL	3878
NANDED	4181
BEED	5208

State Schemes 3rd Ins Pending

SINDHUDURG	54
RATNAGIRI	147
THANE	216
SATARA	268
NAGPUR	294
KOLHAPUR	360
SANGLI	386
BHANDARA	391
WARDHA	425
RAIGAD	470
GONDIA	509
PUNE	614
PALGHAR	620
SOLAPUR	708
WASHIM	796
PARBHANI	867
NASHIK	890
HINGOLI	933
DHULE	946
AMRAVATI	989
AKOLA	1017
NANDURBAR	1025
CHANDRAPUR	1141
OSMANABAD	1270
NANDED	1287
JALGAON	1298
GADCHIROLI	1325
AHMEDNAGAR	1336
AURANGABAD	1483
BULDHANA	1556
LATUR	1893
YAVATMAL	1939
JALNA	2402
BEED	2613

राज्यपुरस्कृत आवास योजना ग्रामीण -हप्ते वितरण

Sr. No.	District	1st Installment (Daily Achivement)	1st Installment Remaining	2nd Installment (Daily Achivement)	2nd Installment Remaining	3rd Installment (Daily Achivement)	3rd Installment Remaining
1	YAVATMAL	43	677	14	3878	31	1939
2	BEED	0	2411	64	5208	1	2613
3	PALGHAR	37	434	7	1683	7	620
4	GONDIA	2	839	17	1077	8	509
5	CHANDRAPUR	16	2911	3	2237	5	1141
6	AHMEDNAGAR	2	398	6	2095	10	1336
7	GADCHIROLI	2	502	7	1679	4	1325
8	THANE	12	185	0	383	0	216
9	HINGOLI	6	1859	4	3059	0	933
10	WARDHA	1	342	4	1195	5	425
11	NAGPUR	7	473	0	948	1	294
12	JALNA	0	1191	5	3429	2	2402
13	WASHIM	1	441	1	1346	5	796
14	AURANGABAD	0	2670	5	3694	0	1483
15	BULDHANA	0	398	0	2101	5	1556
16	DHULE	2	630	0	2227	2	946
17	NASHIK	0	483	1	1471	3	890
18	LATUR	0	1475	1	3819	1	1893
19	RAIGAD	0	226	0	620	2	470
20	SATARA	2	133	0	411	0	268
21	NANDURBAR	1	81	0	1042	0	1025
22	OSMANABAD	0	1675	1	3366	0	1270
23	PARBHANI	0	911	1	2467	0	867
24	PUNE	1	262	0	972	0	614
25	AKOLA	0	514	0	2897	0	1017
26	AMRAVATI	0	801	0	2784	0	989
27	BHANDARA	0	600	0	1074	0	391
28	JALGAON	0	616	0	2160	0	1298
29	KOLHAPUR	0	337	0	977	0	360
30	NANDED	0	3838	0	4181	0	1287
31	RATNAGIRI	0	61	0	163	0	147
32	SANGLI	0	180	0	831	0	386
33	SINDHUDURG	0	14	0	67	0	54
34	SOLAPUR	0	703	0	1470	0	708
	Total	135	29271	141	67011	92	32468

प्रधानमंत्री आवास योजना ग्रामीण - Delayed Houses

■ पहिला हप्ता मिळाल्यानंतर १२ महिने उलटूनही अपूर्ण घरकुले
 ■ पहिला हप्ता मिळाल्यानंतर १८ महिने उलटूनही अपूर्ण घरकुले
 ■ पहिला हप्ता मिळाल्यानंतर १० दिवसानंतरही दुसरा हप्ता न मिळालेले घरकुले
■ दुसरा हप्ता मिळाल्यानंतर १० दिवसानंतरही तिसरा हप्ता न मिळालेले घरकुले
 ■ तिसरा हप्ता मिळाल्यानंतर १० दिवसानंतरही अपूर्ण घरांची संख्या

AHMEDNAGAR	2015	1804	3060	1334	48
AKOLA	3946	3538	3483	861	586
AMRAVATI	6599	5632	7090	1434	1012
AURANGABAD	2308	2267	4866	1021	387
BEED	2053	1862	6629	1585	415
BHANDARA	5987	5271	4783	716	2124
BULDHANA	2296	2161	3922	829	689
CHANDRAPUR	2509	1936	3433	666	279
DHULE	4312	4107	5932	2078	1509
GADCHIROLI	3529	2498	2281	1162	858
GONDIA	1980	1949	3118	1007	150
HINGOLI	748	671	2561	433	97
JALGAON	7313	6625	11092	1924	626
JALNA	1215	1074	3134	758	262
KOLHAPUR	1539	749	2362	275	91
LATUR	755	729	2682	428	47
NAGPUR	3111	2350	2568	444	578
NANDED	9535	9150	14591	1915	348
NANDURBAR	10988	10008	6867	4466	5006
NASHIK	5977	3585	4815	2024	1519
OSMANABAD	646	581	1232	437	6
PALGHAR	756	657	1326	599	378
PARBHANI	786	737	4152	517	80
PUNE	2033	1738	1940	474	428
RAIGAD	708	240	482	220	159
RATNAGIRI	93	45	336	112	49
SANGLI	2715	2312	3407	510	124
SATARA	550	389	876	204	138
SINDHUDURG	117	89	207	65	24
SOLAPUR	4807	4594	5050	1220	492
THANE	193	188	591	148	124
WARDHA	988	809	946	210	229
WASHIM	1107	858	2570	380	93
YAVATMAL	5555	4344	6941	1749	1615